



SCORECARD

ON THE STATUS OF WOMEN AND CHILDREN

2019-2020 GRANT CYCLE

Women's Giving Circle of Cumberland County
Cumberland Community Foundation
PO Box 2345, Fayetteville, NC 28302
cumberlandcf.org | susan@cumberlandcf.org

SCORECARD 2019 - 2020

The Women’s Giving Circle of Cumberland County (WGCCC) is a diverse group of women who pool our financial resources to fund programs that impact positive change in the lives of women and children in the local community. The WGCCC is a participating membership fund of the Cumberland Community Foundation with our members serving as an advisory panel to oversee the administration and grant-making process. Our giving is intentional and is guided by research that we conduct.

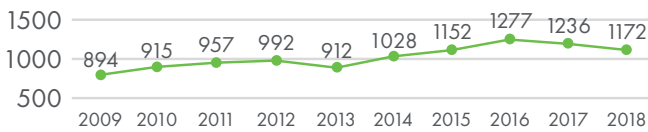
Using our research, we educate our members and the community on problems that negatively impact our county’s women and children. Research also guides the focus areas selected for grant-making. The Focus Areas for grant cycles 2019-2020 are **FOSTER CARE, LITERACY, LIFE SKILLS,** and **CHILD ABUSE.**



FOSTER CARE

Foster care refers to children under legal custody of the North Carolina Department of Social Services who are placed with relatives, in emergency shelters, group homes, residential facilities or other approved placements. In fiscal years 2015-2018, Cumberland County has had the highest number of foster children in the state.

CUMBERLAND COUNTY: Number of Children in Foster Care



CUMBERLAND COUNTY: Compared to Mecklenburg & Forsyth Counties

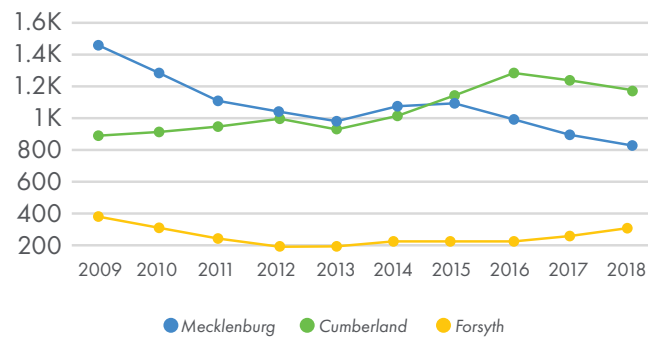


Chart 1 indicates the total number of children in Cumberland County in foster care during each fiscal year. Chart 2 indicates the number of children in Cumberland County in foster care compared with the number in Forsyth County (closest in population to Cumberland) and in Mecklenburg County (the largest population in the state).

SOURCE: The Annie E. Casey Foundation, KIDS COUNT Data Center, datacenter.kidscount.org

LITERACY

Improving literacy among all ages is needed. WGCCC has highlighted 3rd Grade Reading Proficiency in previous scorecards. In this scorecard, this focus area has been expanded to include elementary and high school students, as well as adult literacy for grant consideration.

- The Cumberland County Schools student subgroups including “Economically Disadvantaged”; “Foster”; and “Homeless” performed lower than all the other subgroups categories.
- Foster students performed at the lowest proficiency percentage in both the 3-8 and 9-12 grade levels.
- Foster students in grades 9-12 had the lowest level of proficiency overall of any category.

CCSS STUDENT READING PROFICIENCY

2019 Cumberland County Schools System vs. State of NC

Subgroups	Grade Level	CCSS% Reading Proficiency	NC% Reading Proficiency
All Students	3-8	54.6	57.2
	9-12	56.9	59.7
Females	3-8	58.8	60.5
	9-12	63.5	66.2
Males	3-8	50.6	54.1
	9-12	50.5	53.5
Black	3-8	44.1	40.1
	9-12	46.0	41.5
White	3-8	69.7	70.4
	9-12	71.1	71.5
Economically Disadvantaged	3-8	45.1	42.4
	9-12	47.5	43.0
Foster	3-8	35.2	39.1
	9-12	28.6	34.7
Homeless	3-8	38.7	33.6
	9-12	48.8	36.8

SOURCE: https://ncreportcards.ondemand.sas.com/SASVisualAnalyticsViewer/VisualAnalyticsViewer_guest.jsp?reportPath=/ReportCard/NC_SRC&reportName=NC+Report+Cards
End-of-Grade (EOG) English Language Arts/Reading Performance -assessments measure students’ performance on the NC Standard Course of Study (NCSCS) for English Language Arts in grades 3–8. <http://www.ncpublicschools.org/curriculum/languagearts/scos/>. To review the Grades 3–8 English Language Arts/Reading EOG Achievement Level Descriptors, see <http://www.ncpublicschools.org/docs/accountability/testing/achievelevels/eoglaachievelevel14.pdf>

LIFE SKILLS

In an effort to lift women and children out of poverty, WGCCC is highlighting programs that help women build basic skills such as to secure stable employment; job seeking, personal financial literacy, personal health, to meet housing and nutritional daily needs. Impact will be measured using Food Insecurity, Home Insecurity, Children in Poverty, and Health ranking data.

FOOD INSECURITY

The U.S. Department of Agriculture (USDA) defines food insecurity as a lack of consistent access to enough food for an active healthy life.

NC has the **8th highest rate of food insecurity OVERALL** and the **2nd highest rate of food insecurity AMONG CHILDREN** in the United States.

In NC, **20.1% of children** are living in food-insecure households. In some NC counties, as many as **33.3% of children** live in food insecure households.

In Cumberland County, **22% of children** are living in food-insecure households.

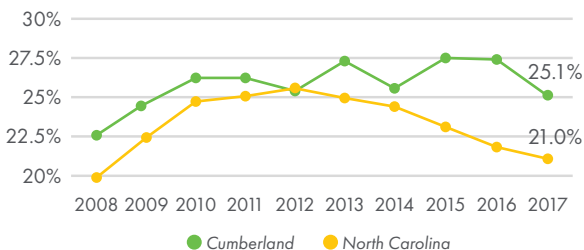
Food insecurity in young children contributes to developmental delays, impaired school function, emotional distress and health risks through adulthood.

SOURCE: https://files.nc.gov/ncdhhs/documents/SDOH-Screening-Tool_Paper_FINAL_20180405.pdf
<https://www.feedingamerica.org/research/map-the-meal-gap/by-county>

CHILDREN IN POVERTY

Percentage of children living at or below the federal poverty level*

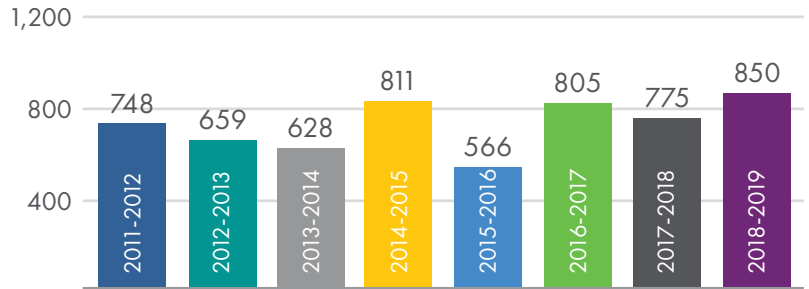
*\$25,750 annual income for household of four



SOURCE: <https://datacenter.kidscount.org/data/line/2238-children-in-poverty?loc=35&loc=5#5/4935/true/871,870,573,869,36,868,867,133,38,35/asc/any/4680>

HOME INSECURITY

CUMBERLAND COUNTY HOMELESS STUDENTS (McKinney-Vento, as reported by Cumberland County Schools)



In accordance with the McKinney-Vento Homeless Assistance Act, the Cumberland County School System compiles a count of homeless students each year.

Housing categories recognized with the McKinney-Vento Act include:

- Doubled-up
- Shelters and transitional housing
- Unsheltered, which includes cars, parks, campgrounds, temporary trailers (such as FEMA trailers), inadequate housing, or abandoned buildings
- Hotels and motels

SOURCE: Cumberland County, NC School System Homeless Liaison

More information can be found at the following sources:

<https://hepnc.uncg.edu/>; <https://www2.ed.gov/policy/elsec/leg/esea02/pg116.html>
<https://nche.ed.gov/mckinney-vento/>; https://childcareta.acf.hhs.gov/sites/default/files/public/understanding-federal-definitions-3-12-18_508_0.pdf

HEALTH

CUMBERLAND COUNTY HEALTH RANKINGS (Population: 332,546)

Percentage Females: County 50.2%/State 51.3%

Percentage Below 18 years old: County 24.7%/State 22.4%

HEALTH OUTCOMES	CUMBERLAND COUNTY	NORTH CAROLINA
Overall Health Outcomes Ranking	73 out of 100	
Diabetes Prevalence (Adults aged 20 and above with diagnosed diabetes. This 2019 County Health Rankings used data from 2015 for this measure)	13%	11%
HEALTH FACTORS	CUMBERLAND COUNTY	NORTH CAROLINA
Adult Obesity	34%	30%
Teen Pregnancy (County data from 2018 for this measure) Among 15-17 year-old girls = 72 Among 18-19 year-old girls = 307 Percentage of REPEAT Pregnancies = 26.6%	40.7 (rate per 1,000 15-19 year-old girls in 2017)	26.7 (rate per 1,000 15-19 year-old girls in 2017)

SOURCES: <https://www.countyhealthrankings.org/app/north-carolina/2019/measure/outcomes/60/data>
<http://www.shiftnc.org/data/map/cumberland> Data sources: NC DHHS, State Center of Health Statistics)

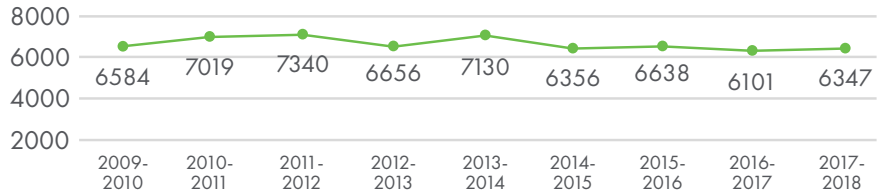
CHILD ABUSE

Data for 2017-2018 show there were 6,347 children in Cumberland County with investigations of abuse or neglect. Cumberland County's rate per 1,000 children of investigated reports of child abuse & neglect is consistently higher than the state rate.



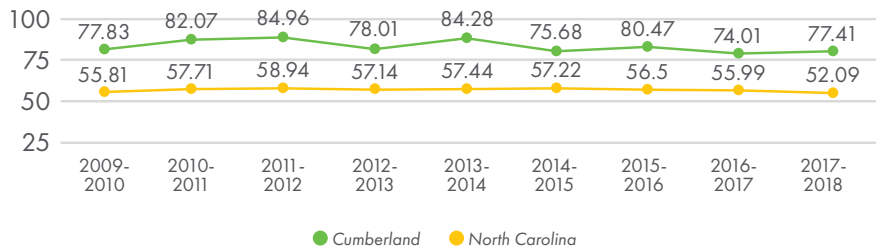
CUMBERLAND COUNTY:

Number of Children with Investigated Reports of Abuse & Neglect



CUMBERLAND COUNTY & NORTH CAROLINA:

Investigated Reports of Child Abuse & Neglect: Rate Per 1,000



SOURCE: Duncan, D.F., Flair, K.A., Stewart, C.J., Vaughn, J.S., Guest, S., Rose, R.A., and Malley, K.M.D.(2019). Management Assistance for Child Welfare, Work First, and Food & Nutrition Services in North Carolina (v3.2). Retrieved Dec. 9, 2019, from the University of North Carolina at Chapel Hill Jordan Institute for Families website. URL: ssw.unc.edu/ma/

Grants Awarded 2019

CHILD ADVOCACY CENTER
\$11,811
 TRAUMA FOCUSED COGNITIVE BEHAVIORAL THERAPY

FRIENDS OF THE CUMBERLAND COUNTY LIBRARY
\$12,148
 CREATE "STORY WALK AT CLARK PARK" FOR CHILDREN

BOYS & GIRLS CLUBS OF CUMBERLAND COUNTY
\$10,000
 AFTER-SCHOOL PROGRAM SMART GIRLS AT SPRING LAKE MIDDLE SCHOOL



CONNECTIONS OF CUMBERLAND COUNTY
\$11,811
 DAY RESOURCE CENTER SUPPORTIVE SERVICES FOR WOMEN AND CHILDREN WHO ARE EXPERIENCING HOMELESSNESS

BOYS & GIRLS HOMES OF NC
\$8,800
 FOSTER CARE PARENT RECRUITMENT, CERTIFICATION, AND RETENTION

WGCCC TOTAL GRANTS AWARDED SINCE INCEPTION - 2019
\$537,202.50