

MAKING A DIFFERENCE FOR WOMEN AND CHILDREN FOR 15 YEARS



SCORECARD

ON THE STATUS OF
WOMEN AND CHILDREN
IN CUMBERLAND COUNTY

2022-2023
GRANT CYCLE



The members of the Women’s Giving Circle of Cumberland County are excited to present our 2022–2023 Scorecard. It is especially noteworthy because we are celebrating our 15th Anniversary of giving together to improve the lives of women and children in our community.

The WGCCC was nationally recognized with an award in 2015 by Philanos, a national organization of giving circles, for producing a community scorecard to educate WGCCC members and the community at-large on the status of women and children.

Throughout this scorecard, you will see why we are so passionate about helping our community. The need is urgent! As WGCCC members, we are called to make a difference. Our grants to the local non-profit organizations over the past 15 years are making a difference. We invite you to consider joining us in this ongoing effort.



15 YEARS OF MAKING A DIFFERENCE

With the help of a grant from NC Gives, a statewide funder that promotes philanthropy, the Cumberland Community Foundation (CCF) launched two separate and self-sustaining giving circles, the EE Smith Academic Excellence Giving Circle and the Women's Giving Circle.

On October 16, 2007, six women (Mildred Braxton, Alisa Evans Debnam, Mary Holmes, Meaghan Wieten-Scott, Kimmi Teague, and Terri Union) attended a statewide meeting of the NC Women's Giving Networks, an association of women's giving circles in North Carolina. After returning home, the community foundation hosted two recruiting events to test interest.

On February 15, 2008, fourteen women came together to form the Women's Giving Circle of Fayetteville (now the Women's Giving Circle of Cumberland County - WGCCC) and held its first core meeting. The fourteen founding members are: Christian Belliam, Mary Lynn Bryan, Patty Collie, Michelle Courie, Alisa Evans Debnam, Laura Devan, Margaret Dickson, Jean Harrison, Lucy Jones, Sarah Moorman, Terri Union, Kaki Van Sickle, Cynthia Wilson and Dr. Denise Wyatt. The women with vastly different backgrounds and skill sets established the following mission: The Women's Giving Circle of Cumberland County seeks to build and encourage philanthropy in women, engage all generations and encourage women to be more intentional with their giving. The leaders also established the following annual membership requirement at \$550.00 per year: \$400 – grantmaking; \$100 – endowment fund; and \$50 – operating support. Recruitment events were held in the homes of members and local venues – the women's giving circle began to grow.

On November 13, 2008, the circle held its first membership meeting. The original operational guidelines were approved by the membership of the WGC on September 17, 2009. In 2009, WGCCC awarded its first grants in the amount of \$26,000 to the following non-profit agencies: Cumberland Interfaith Hospitality Network (\$13,500), Cumberland County Medication Assistance Program (\$6,000), CARE Center Family Violence Program (\$3,500), Second Harvest Food Bank

(\$1,500) and The Salvation Army (\$1,500). The projects focused on meeting the basic needs of food, shelter or healthcare for women and girls.

From the very beginning the organization embarked on a journey to better understand the challenges, needs and health status of women and children in Cumberland County. The members gathered and compiled data and resources about women and girls from statistics published by a range of federal, state and county agencies, as well as public, private, and non-profit organizations. In 2009, the Women's Giving Circle released its first Scorecard of data related to the status of women and children in Cumberland County highlighting three basic need areas (food, shelter, and healthcare).

The WGCCC has been consistent in making grant award decisions by focusing on the basic needs of women and children in our community, as highlighted by the scorecard research, which is conducted every other year. This approach is intentionally holistic and provides members with year-over-year tracking of key data for each focus area. This keeps the membership informed so they can make educated decisions/allocations in a way that has the greatest impact in areas that have the greatest needs. Additionally, members learn about other non-profit organizations in the community who are working to make a difference in the lives of others.

Demographically, the membership is diverse. The members come from 13 out of the 26 zip codes in Cumberland County. The ages span seven decades. In early 2000, WGCCC established a Junior Membership (age 40 and under) to help grow the membership with a younger group of ladies in the community.

Since 2009, WGCCC has awarded \$753,179.17 in grants across the approved focus areas, which are decided on every two years.

WGCCC has been making a difference and changing the lives of women and children for 15 years.



CUMBERLAND COUNTY HEALTH RANKINGS

Population: 336,699

(estimate July 1, 2022 Census Bureau)

Percentage Females:

County 50.3% / State 51%

Percentage Below 18 yrs old:

County 25% / State 21.4%

HEALTH OUTCOMES

Overall Health Outcomes Ranking

Source: <https://www.countyhealthrankings.org>
(2022 State Report North Carolina)

CUMBERLAND COUNTY

52 out of 100

NORTH CAROLINA

U.S.

Diabetes Prevalence

(Adults 20 and older with diagnosed diabetes, 2020)

12%

11%

9%

HEALTH FACTORS

Adult Obesity

Source: <https://www.countyrankings.org>
(County Health Rankings & Roadmaps)

CUMBERLAND COUNTY

38%

NORTH CAROLINA

34.1%

Teen Pregnancy

(County data from 2021 for this measure)

Among 15-17 year-old girls = 65

Among 18-19 year-old girls = 284

Percentage of REPEAT

Pregnancies = 22.2%

32.8
(rates per 1000
for women 15-19)

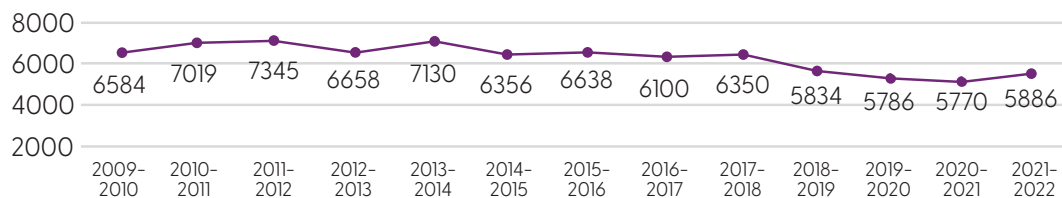
22.1
(rate per 1,000
15-19 year-old
girls in 2019)

Source: <https://www.schs.dph.ncdhhs.gov> (North Carolina Reported Pregnancies 2021, NC State Center for Health Statistics)

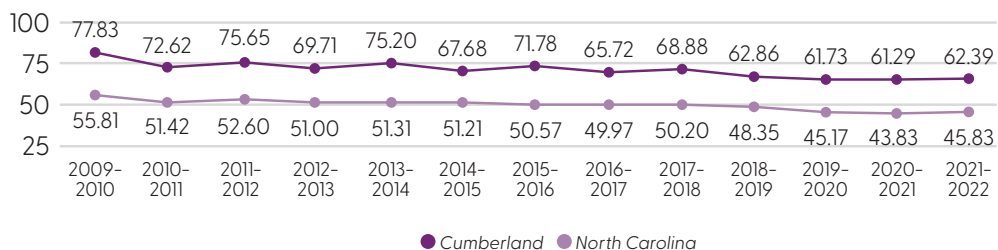
CHILD ABUSE

Data for 2021-2022 show there were **5,886** children in Cumberland County with investigations of abuse or neglect. Cumberland County's rate per 1,000 children of investigated reports of child abuse & neglect is consistently higher than the state rate.

CUMBERLAND COUNTY:
Number of Children with Investigated Reports of Abuse & Neglect
Point in Time Data



CUMBERLAND COUNTY & NORTH CAROLINA:
Investigated Reports of Child Abuse & Neglect: Rate Per 1,000
Point in Time Data



Source: website https://sasweb.unc.edu/cgi-bin/broker?_service=default&_program=c; Duncan, D.F.; Flair, K.A.; Stewart, C.J.; Guest, S.; Rose, R.A.; Malley, K. MD.; Reives, W. (2020); Management Assistance for Child Welfare, Work First, and Food & Nutrition Services in North Carolina (v 3.2.) Retrieved from University of North Carolina at Chapel Hill Jordan Institute for Families <https://jordainstituteforfamilies.org>

Note: As of April 2021, Legacy and NCFAS data are now integrated for all counties, for all data (some numbers have changed for past years).



FOSTER CARE



Children Under Age 18 in Foster Care. Foster Care refers to children placed under legal custody of NC Department of Social Services who are placed with relatives, in emergency shelters, group homes, residential facilities or other approved placements.

Many Cumberland County foster children must be placed out of county. In 2022, Cumberland County had only 51 foster families.

Source: *Up and Coming weekly*, March 8, 2022.

Updated as of May 2023.

Children Under Age 18 in Foster Care. Foster Care refers to children placed under legal custody of NC Department of Social Services who are placed with relatives, in emergency shelters, group homes, residential facilities or other approved placements.

North Carolina total 14,521

Cumberland County **828**

Alamance County **145**

Forsythe County **294**

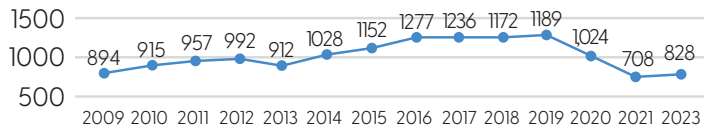
Mecklenburg County **604**

Source: This is the information relative to Foster Care provided by the Annie E. Casey Foundation, KIDS COUNT Data Center. Cumberland County 2023 Foster children ages 0+ thru 18 is 429. Trending downward.

Source: DSS of Cumberland County

CUMBERLAND COUNTY:

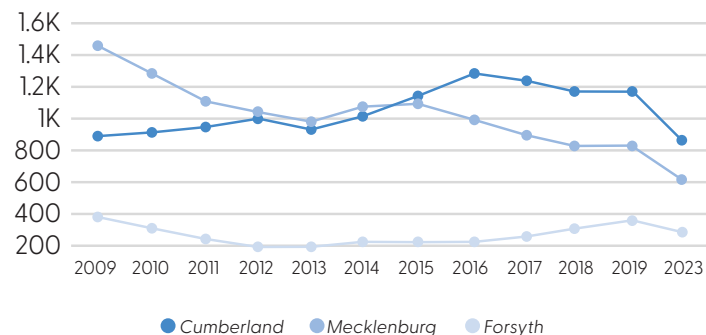
Number of Children in Foster Care



SOURCE: Cumberland County DSS Foster Care Program Manager

CUMBERLAND COUNTY:

Compared to Mecklenburg & Forsyth Counties



Source: Annie E. Casey Foundation KIDS Count Data Center; datacenter.kidscount.org

Chart 1 indicates the total number of children in Cumberland County in foster care during each fiscal year. Chart 2 indicates the number of children in Cumberland County in foster care compared with the number in Forsyth County (closest in population to Cumberland) and in Mecklenburg County (the largest population in the state). 2021 numbers reflect January – November.

FOOD INSECURITY

North Carolina ranks **9th** in United States for rate of child food insecurity

1,245,870 North Carolinians face hunger

28% are not eligible for SNAP benefits (above poverty threshold) **60%** of public school students eligible for free/reduced meals¹

Southeast North Carolina food insecurity rate is **19%**; the North Carolina state average is **15.4%**

1 in 6 people experience hunger in Southeast North Carolina

1 in 4 of these are children²

19% Cumberland County residents considered food insecure (2019)

42.9% of single mothers in Cumberland County live in poverty; underlying barrier to food access³

Cumberland County ranks **18** in North Carolina for child food insecurity (**27.1%**)

This is **11%** higher than national average child food insecurity rate of **16.2%**⁴

Sources:

1. <https://mediahub.unc.edu/1-in-6-the-state-of-childhood-food-insecurity-in-north-carolina/>

2. Second Harvest Food Bank, Southeast North Carolina <https://hungercantwait.org>

3. <https://www.cumberlandcountync.gov/departments/public-health-group/public-health-/community-services/food-policy-council/about-us>

4. (statistics compiled from Feeding America, rates as of 2020) <https://stacker.com/north-carolina/counties-highest-rate-food-insecure-children-north-carolina>



CHILDCARE INSECURITY

CUMBERLAND COUNTY 2022

From Partnership for Children of Cumberland County, Inc:

Total number of childcare centers and homes: **269**, a **decrease of 23 facilities** since 2020.

Family childcare homes and childcare centers declined from **484** in 2005 to **269** in 2023, a **44.4% decline**.

Total number of childcare staff in 2005 was 2067 and declined to **1409** in 2023, a **32% decrease**.

Available childcare slots for children birth to 5 years: **8633** in 2005 with a **25% decline** to **6596** in 2023.

From NC Budget & Tax Center, Cumberland County:

Amount needed to meet Living Income Standard (LIS) is **\$22 per hour** for a family of 1 adult and 1 child.

June 2022, **41%** of residents considered low-income.

2022, **19%** of residents living in poverty, compared to **14%** in NC

From Children's Servicers Association, Cumberland County:

2019 (before Covid) average starting teacher salary: **\$9.00 per hour**; average starting assistant teacher salary: **\$8.50 per hour**.

2022: There were **15,148** infants and toddlers, **9181** of these had all parents working. **427** of these were in subsidized childcare.

Women's Employment Wages

Source: www.bls.gov/regions/southeast/womensearnings_northcarolina.htm

2019 Women's to men's earnings ratio was **88.4%**
2020 Women's to men's earnings ratio was **81.1%**
2021 Full-time employed women's median weekly earnings: **\$803**, **84.2%** of men's full-time employed earnings of **\$954**.

Pay Gap in U.S.

Source: www.pewresearch.org

As women age, their pay relative to pay of men of same age decreases.

Pay gap for women **age 25-34** in 2005: **89%**
age 42-51 in 2022: **82%**
7% decrease

Pay gap for women **age 25-34** in 2010: **92%**
age 37-46 in 2022: **84%**
8% decrease



HOME INSECURITY

Unsheltered Homelessness

Those who are living in uninhabitable places for people to normally dwell such as: living on the street, in cars, abandoned houses, public benches, parks, doorways to businesses and other places that can be found for shelter.

Sheltered Homelessness

Individuals who are not living on the street but are not living on their own either. Those living in transitional housing (temporary housing) such as domestic violence shelters, emergency shelters, hotel, motels, and safe havens.

Imminent Risk of Homelessness

Those who will lose their primary residence within 14 days and they have no other housing and lack the resources to obtain housing. Those living on the couches of another person's home and depending on the kindness of others.

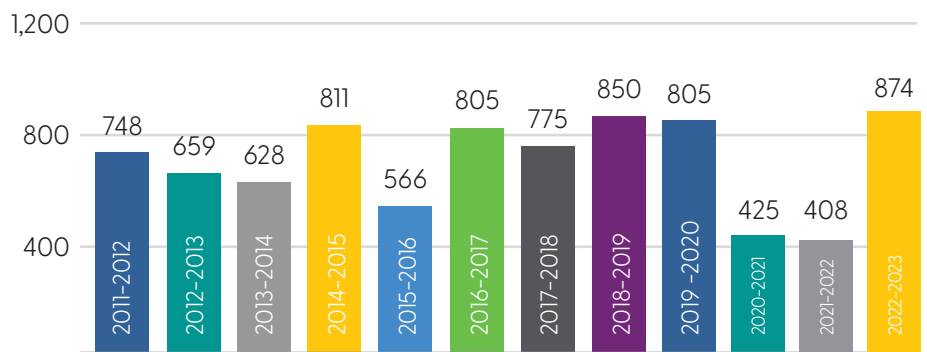
2023 POINT IN TIME COUNT

Fayetteville/Cumberland County

On the night of February 3, 2023, there was a total of 474 sheltered and unsheltered homeless individuals and families. 388 were unsheltered, and 86 were sheltered.

This report is intended to provide the community with vital information regarding the many different characteristics of our homeless community. The collection of surveys is one tool we use to count our homeless community. Although the surveys are thorough, they do come with limitations. The task of counting those who are experiencing homelessness is not an easy task to complete in only one night.

Although it is our goal to reach every homeless person in our community, it is almost nearly impossible to locate everyone. This count is only as accurate as the number of individuals that are located. The Point in Time Count is a snapshot of our community. These snapshots are taken each year in the hope that over a course of time we are able to observe changes and evaluate our progress in our goal to end homelessness and create an environment where everyone can live in a safe and comfortable dwelling.



In accordance with the McKinney-Vento Homeless Assistance Act, the Cumberland County School System compiles a count of homeless students each year.

Housing categories recognized with the McKinney-Vento Act include:

- Doubled-up
- Shelters and transitional housing
- Unsheltered, which includes cars, parks, campgrounds, temporary trailers (such as FEMA trailers), inadequate housing, or abandoned buildings
- Hotels and motels

SOURCE: Cumberland County, NC School System Homeless Liaison

FOOTNOTE: Due to a myriad of factors brought about by the pandemic, the identified count of students in CCSS for 20-21 and 21-22 experiencing homeless is an under representation of the true numbers.

TOTAL HOUSEHOLDS AND PERSONS

	Sheltered			Unsheltered	Total
	Emergency	Transitional	Safe Haven		
Total Households	42	10	0	141	193
Total Number of Persons	54	32	0	388	474
Children (Under Age 18)	11	22	0	2	35
Persons (18 to 24)	5	0	0	5	10
Persons (25-34)	26	5	0	297	328
Persons (35-44)	3	5	0	41	49
Persons (45-54)	3	0	0	25	28
Persons (55-64)	0	0	0	13	13
Persons (Over Age 64)	6	0	0	5	11



LITERACY

ADULTS

21.7% of adults in Cumberland County had a low literacy rate in 2019.

Surrounding County Rates:

Lee: **26.8%**

Hoke: **26.4%**

Harnett: **23.3%**

Robeson: **33.1%**

Education attainment in North Carolina, 2021

Less than high school: **6%**

High school or GED: **23%**

No degree: **54.3%**

Degree or credential: **45.7%**

2023 US literacy rate: 79%¹

(1 in 5 adults struggle with basic sentence reading)

2023 NC literacy rate: 78.7%¹

(NC ranks 35 out of 50 in US)

CHILDREN

2022-2023 Performance Data Summary for Cumberland County vs. North Carolina

Total Schools: 89²

Low Performing Schools: **27**

Reading Proficiency Average

(preliminary EOG 5-8 grades)

CC: **48%** NC: **50%**

National School Lunch Program Eligible

Students eligible for school lunch program

in NC scored **27 points below** students not

eligible for school lunch in 2022³

(a 5 point increase in lower scores since 2019)

Sources:

1. www.map.barbarabush.org; <https://worldpopulationreview.com/state-rankings-us-literacy-rate-by-state>; <https://dashboard.myfuturenc.org>; <https://thinkimpact.com> CCSSS Student Reading Proficiency

2. <https://www.ccs.k12.nc.us> (note: link to Performance Date Summary on CCSS Data and Accountability page obtained via link from Fayetteville Observer, "How North Carolina is Grading Cumberland County Schools", Sept 19, 2023)

3. <https://www.nationsreportcard.gov>

HUMAN TRAFFICKING

Human Trafficking is a crime of exploitation in which the trafficker exploits another for gain.

Victims include:

Minors involved in any commercial sexual activity

Adults involved in commercial sexual activity through fraud, force or coercion

Minors or adults induced to perform labor or service through force, fraud or coercion, definition from North Carolina Human Trafficking Commission

Snapshot of Trafficking in North Carolina:

NC consistently ranks in **top 10** in the United States

July 2020–June 2021: 368 victims served by state funded sexual assault agencies

2022: North Carolina Internet Crimes Against Children Task Force (ICAC) received 18,873 cybertips from National Center for Missing and Exploited Children; 48% increase over 2021 and 383% increase over 2019¹

223 cases of human trafficking with **340** victims in North Carolina identified in 2021 (latest available)

Venues for trafficking²

Sex trafficking:

Illicit massage/spa
Hotels/motels
Residence based
Pornography
Online ads
Escort/delivery services

Labor trafficking:

Domestic work
Agriculture/farms

Factors that contribute to NC high rate of trafficking³

Growing state with high level tourism/sports entertainment
Rural areas
Numerous military bases
Proximity to I-95

Demographic Snapshot of victims of human trafficking from Federal Human Trafficking Report, 2022

Sex trafficking: 39% adult, 34% minor, 27% unknown; labor trafficking: 38% adult, 19% minor, 44% unknown

Victims of sex trafficking spend an average of 341 days in exploitation; victims of forced labor spend an average of 693 days in exploitation⁴

Trafficking in Cumberland County

From July 1, 2019 (inception of court)– June 30, 2023: 61 cases (14 juvenile and 47 adult) have been referred to Worth Court, 12th Judicial District (NC) (highest number of any county in NC)

Average age of juvenile is 16, average age of adult 34; 22% male and 77.1% female; 100% below poverty limit; 26% completed high school⁵

Victims of Trafficking receiving assistance in Cumberland County:

Since 2012, FPD and CCSD have established human trafficking units (statistics not available from FPD or CCSD)

Coordination of services to human trafficking victim began December 2012 with non-profit 5 Sparrows, 107 victims served in 2017 (5 Sparrows ceased operation approximately 2018)

Gate Beautiful

(non-profit established 2021):

August –December 2022: served 15 survivors of trafficking

January–October 13 2023: served 50 survivors of trafficking
46% of referrals in 2022 came from Cumberland County; 34% of referrals in 2023 came from Cumberland County

Sources:

1. <https://htc.nccourts.gov> (North Carolina Human Trafficking Commission Fact Sheet)
2. www.humantraffickinghotline.org
3. <https://abc11.com/human-trafficking-north-carolina-sex-forced-labor/126663281>
4. www.traffickinginstitute.org
5. Worth Court Quarterly Performance Report (April 1, 2023–June 30, 2023)
6. Worth Court basic program data in memo from Chief District Court Judge, Robert Stiehl, 12th District
7. www.gatebeautiful.org (statistical report supplied by Operations Manager)



WGCCC GRANTS TO DATE: \$753,179.17

*Since the awarding of the inaugural grants in 2009, the WGCCC has awarded over **\$753,179.17** in grants to deserving non-profit organizations in Cumberland County.*

2009: \$26,000

Cumberland Interfaith Hospitality Network \$13,500; Cumberland Co. Medication Asst. Program \$6,000; CARE Center Family Violence Program \$3,500; Second Harvest Food Bank \$1,500; The Salvation Army \$1,500

2010: \$50,000

Cumberland Co. Dept. of Public Health \$20,000; CEED \$12,500; St. Ann Neighborhood Youth Center \$7,500; Planned Parenthood of Central NC \$4,500; Child Advocacy Center \$4,000; Hungry Angelz \$1,500

2011: \$49,340

Fayetteville Area Operation Inasmuch \$25,000; Cumberland Interfaith Hospitality Network \$15,000; Grace and Mercy House, Inc. \$9,340

2012: \$39,937.50

CARE Center Family Violence Program \$4,937.50; Cumberland Co. Coordinating Council on Older Adults \$15,000; Cumberland Interfaith Hospitality Network \$15,000; Hungry Angelz \$5,000

2013: \$58,050

Better Health of Cumberland Co. \$25,000; Cumberland Interfaith Hospitality Network \$20,000; The Fayetteville Police Dept. \$3,000; The Salvation Army \$6,050; St. Ann Neighborhood Youth Center \$4,000

2014: \$58,905.67

Fayetteville Urban Ministry \$30,000 Second Harvest Food Bank of Southeast North Carolina \$25,000 Child Advocacy Center \$3,905.67

2015: \$48,750

Connections of Cumberland Co. \$22,580; Cumberland County Public Library & Information Center \$8,625; Ferguson-Easley Elementary School \$6,505; The Partnership for Children of Cumberland Co., Inc. \$11,040

2016: \$52,854.33

Cumberland Co. Coordinating Council on Older Adults \$17,000; Action Pathways/Second Harvest Food Bank of Southeastern NC \$13,500; Alms House \$13,354.33; Boys & Girls Clubs of Cumberland Co. \$5,000; St. Ann Neighborhood Youth Center \$4,000

2017: \$50,715

Alms House \$12,000; Connections of Cumberland Co. \$26,000; Fayetteville Urban Ministries \$10,715; St. Ann Neighborhood Youth Center \$2,000

2018: \$48,080

Alms House, Inc. \$13,700; Connections of Cumberland Co., Inc. \$18,784; The Salvation Army of Fayetteville \$10,000; Serving With Accountability and Teamwork (SWAT) \$5,596

2019: \$54,570

Boys and Girls Clubs of Cumberland Co., Inc. \$10,000; Child Advocacy Center, Inc. \$11,811; Boys and Girls Homes of North Carolina, Inc. \$8,800; Friends of the Cumberland Co. Public Library \$12,148; Connections of Cumberland Co., Inc. \$11,811

2020: \$56,630

Better Health of Cumberland Co., Inc. \$8,814; Boys and Girls Homes of North Carolina, Inc. \$8,986; Child Advocacy Center, Inc. \$7,986; Children's Home Society of North Carolina, Inc. \$8,986; Connections of Cumberland Co., Inc. \$12,986; Partnership for Children of Cumberland Co., Inc. \$7,572; The St. Ann Neighborhood Youth Center \$1,300

2021: \$56,426


Alms House \$8,018; Boys and Girls Homes of North Carolina, Inc. \$5,518; Child Advocacy Center, Inc. \$5,818; Children's Home Society of North Carolina, Inc. \$5,518; Connections of Cumberland Co., Inc. \$10,518; Fayetteville Urban Ministry, Inc. \$10,518; Fayetteville Technical Community College Foundation, Inc. \$10,518

2022: \$56,921

Armed Services YMCA \$3,100; Children's Home Society (CHSNC) \$9,000; Connections of Cumberland Co., Inc. \$7,500; Fayetteville Technical Community College Foundation (FTCC) \$10,000; Fayetteville Urban Ministry (FUM) \$18,011; Methodist University \$4,045; School of Hope \$2,965; St. Ann Neighborhood Youth Center \$2,300

2023: \$56,000

Children's Home Society of North Carolina, Inc \$10,000; Connections of Cumberland \$15,000; Habitat for Humanity \$15,000; Miller's Crew \$15,000; St. Ann Neighborhood Youth Center \$1,000



Women's Giving Circle of Cumberland County
 Cumberland Community Foundation
 PO Box 2345, Fayetteville, NC 28302
 cumberlandcf.org | susan@cumberlandcf.org